



SReport To:	EXECUTIVE CABINET
Date:	31 August 2016
Executive Member/ Reporting Officer:	Cllr Jim Fitzpatrick - First Deputy (Performance & Finance) Ian Duncan – Assistant Executive Director (Finance)
Subject:	CAPITAL MONITORING REPORT – OUTTURN
Report Summary	<p>This report summarises the capital monitoring position at 31 March 2016.</p> <p>The report shows total capital investment of £40.067m in 2015/16.</p> <p>Some schemes have been delivered earlier and some schemes will be delivered later than planned, and this is set out in the report.</p>
Recommendations:	<ul style="list-style-type: none"> (i) That the 2015/16 capital outturn position is noted. (ii) That the capital financing statement for 2015/16 is approved. (iii) That the revised capital programme (including changes and reprofiling) is approved. (iv) That the current position in regards to Compulsory Purchase Orders (CPOs) and Indemnities is noted. (v) That the capital receipts position is noted.
Links to Community Strategy:	The Capital Programme ensures investment in the Council's infrastructure is in line with the Community Strategy.
Policy Implications:	In line with Council Policies.
Financial Implication: (Authorised by the Section 151 Officer)	<p>These are the subject of the report.</p> <p>Leading project managers must ensure that the management of each scheme is able to deliver projects on plan and within the allocated budget.</p>
Legal Implication: (Authorised by the Borough Solicitor)	It is a statutory requirement for the Council to set a balanced budget. It is important that the capital expenditure position is regularly monitored to ensure we are maintaining a balanced budget and to ensure that the priorities of the Council are being delivered.
Risk Management:	Failure to properly manage and monitor the Council's budget will lead to service failure and a loss of public confidence.
Access to Information:	<p>The background papers relating to his report can be inspected by contacting Ian Duncan, Assistant Executive Director, Finance by:</p> <p> phone: 0161 342 3864</p> <p> e-mail: ian.duncan@tameside.gov.uk</p>

1. INTRODUCTION

- 1.1 This is the final capital monitoring report for 2015/16, summarising the position as at 31 March. All Capital Monitoring reports are submitted to the Board, Strategic Planning and Capital Monitoring Panel, Executive Cabinet and Overview (Audit) Panel.
- 1.2 The report incorporates an update on major capital schemes and an update on Compulsory Purchase Orders (CPOs), indemnities, and potential liabilities.

2. KEY POINTS

- 2.1 The Council spent a total of £40.067m on capital investment in 2015/16, representing £7.472m less than the total programmed spend for the year (£47.539m). This is detailed in Section 3.
- 2.2 Section 3 also details schemes with an in-year variation in excess of £0.100m and seeks approval to re-profile the capital expenditure of the project to be reprofiled into 2016/17. An explanation for the need to re-profile the capital expenditure is also provided.
- 2.3 Table 1 below provides a high level summary of capital expenditure by service area.

Table 1: Overall capital outturn statement – 2015/16

CAPITAL OUTTURN STATEMENT - 2015/16			
	Annual Budget £000	Actual £000	Outturn Variation £000
<u>PEOPLE</u>			
Children's	16,550	14,662	(1,888)
Community Services	251	160	(91)
Public Health	1,034	965	(69)
<u>PLACES</u>			
AIPM	9,107	8,044	(1,063)
Development & Investment	7,039	6,076	(963)
Digital Tameside	2,150	1,252	(898)
Engineering Services	8,924	7,477	(1,447)
Environmental Health	72	74	2
Operations	404	151	(253)
Transport	1,206	1,205	(1)
Unallocated Resources	802	0	(802)
Total	47,539	40,067	(7,472)

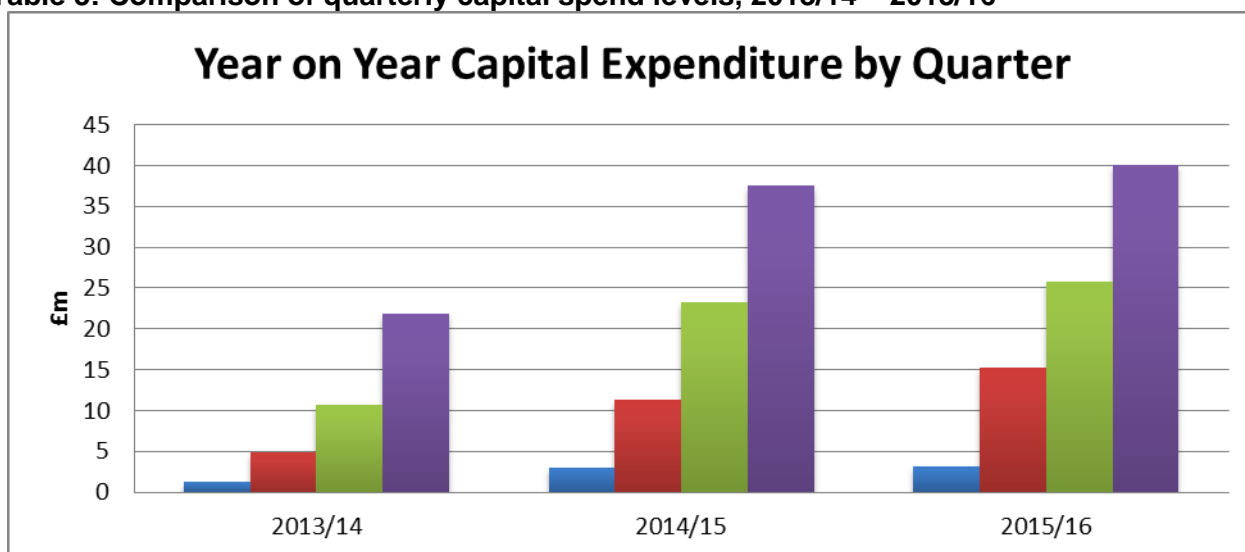
- 2.4 It is proposed that the capital investment programme is re-profiled to reflect current information. Proposed reprofiling of £6.534m into the next financial year will reduce this variation to £0.938m. This is identified within the individual service area tables below.
- 2.5 Table 2 below shows the resources used to finance 2015/16 Capital spend.

Table 2: Funding statement 2015/16

RESOURCES	£000
Capital Grants	22,282
Unsupported Capital Expenditure (Borrowing)	7,742
Capital Receipts	7,718
Corporate Resources	1,030
Revenue Contributions	780
Capital Contributions	515
Total	40,067

2.6 The chart below shows a year on year comparison of Capital expenditure on quarterly basis.

Table 3: Comparison of quarterly capital spend levels, 2013/14 – 2015/16



3. CAPITAL EXPENDITURE OUTTURN 2015/16

3.1 This section of the report provides an update of capital expenditure along with details of reprofiling to be approved and the overall projected outturn position of the various projects.

Education

3.2 The table below outlines the projected investment for Education Services. An explanation has also been provided where significant reprofiling is requested.

Table 4: Detail of Education Capital Investment Programme

Education Capital Programme Statement				
Capital Scheme	Revised 2015/16 Budget	Outturn	Outturn Variation	Reprofiling to be approved
Hyde targeted basic need new school	5,829	6,463	634	(634)
Ashton targeted basic need new school	2,173	2,155	(18)	18
Samuel Laycock targeted basic need extension	937	950	13	(5)
building schools for the future reserve - funding stream	683	0	(683)	683
devolved schools capital	487	487	0	0
yew tree - extension	469	471	2	0
ICT high schools - replacement ICT servers	440	419	(21)	0
specific capital reserve - funding stream	403	0	(403)	403
Aldwyn primary additional accommodation	400	122	(278)	278
Greswell primary roof heating & asbestos removal	363	329	(34)	34
Milton st john - lighting, power, and alarm replacement	315	315	(0)	0
replacement of Boyds walk	312	254	(58)	58
two year old entitlement grant - funding stream	281	17	(264)	264
primary capital programme - Russell Scott	276	20	(256)	256
Bradley green - roof repairs	230	220	(10)	0
gorse hall power and fire alarm	224	223	(1)	0
Wildbank lighting and power	212	212	0	0
other minor schemes	2,516	2,005	(511)	489
	16,550	14,662	(1,888)	1,844

Table 4b: Education Capital Investment Programme – reprofiling

Explanation of Reprofiling			
Service Area	Capital Project	Explanation for Reprofiling	Amount (£000)
Education	Hyde Targeted Basic Need New School	There has been a change to the payment profile of the scheme following the addition of the off-site highway works to the contract. This has led to additional payments being made in this financial year. The scheme budget will re-aligned to the revised payment profile in the new financial year. Overall project costs are currently expected to be in excess of the project budget but this will be monitored and reported during the next financial year and, if required, additional funding will be identified from within the current unallocated resources in the Education capital programme.	(634)

Education	Aldwyn Primary Additional Accommodation	The underspend is due to programme reprofiling with two main reasons. Firstly, the scale of the project required a more comprehensive procurement process through the LEP to mitigate the risks of cost overruns during the construction phase. Secondly, the main scheme cannot be started until confirmation of S77 consent from DfE. A Stage 2 report is expected imminently from the LEP and after VfM review and Council governance will enable building work to commence in the Autumn Term with anticipated completion in Summer 2017.	278
Education	Primary Capital Programme – Russell Scott	Additional budget was allocated to this scheme to deal with remaining issues with the school. As the final list of defects is progressed over the next year we will determine whether this needs to remain as allocated or returned to the Education capital programme.	256

Community Services

- 3.3 The table below outlines the projected investment for Community Services. Only minor reprofiling is required.

Table 5: Detail of Community Services Capital Investment Programme

Community Services Capital Programme Statement				
Capital Scheme	Revised 2015/16 Budget	Outturn	Outturn Variation	Reprofiling to be approved
safe and secure project (alleygating and burglary reduction)	136	98	(38)	38
supporting customer experience and contact	58	0	(58)	58
implementing the new library offer	49	63	14	(14)
street art in the community	8	0	(8)	8
Total	251	161	(90)	90

Public Health

- 3.4 The table below outlines the projected investment for Public Health.

Table 6: Detail of Public Health Capital Investment Programme

Public Health Capital Programme Statement				
capital scheme	Revised 2015/16 Budget	Outturn	Outturn Variation	Reprofiling to be approved
active playzone	711	711	0	0
Copley leisure centre boiler replacement	150	105	(45)	45
Hyde united fc	125	125	0	0

Droylsden youth centre	48	24	(24)	24
total	1,034	965	(69)	69

Asset Investment Partnership Management (AIPM)

3.5 The table below outlines the projected investment for AIPM. Explanations are also provided for reprofiling.

Table 7; Detail of Asset Investment Partnership Management (AIPM) capital programme

AIPM Capital Programme Statement				
Capital Scheme	Revised 2015/16 Budget	Actual	Outturn Variation	Reprofiling to be approved
vision tameside	6,029	5,902	(127)	127
CCTV Dukinfield town hall	850	736	(114)	114
building fabric works	800	661	(139)	139
opportunity purchase fund (individual approval required)	573	326	(247)	0
Mottram showground (opf)	165	4	(161)	161
wellington works	131	215	84	0
prep of outline planning applications / review of playing field provision	130	14	(116)	116
energy consumption pilot scheme Dukinfield town hall	110	64	(46)	46
structural, asbestos, mechanical and electrical surveys to inform decant and condition works	107	112	5	(5)
other minor works	212	8	(202)	202
Total	9,107	8,044	(1,063)	900

Table 7b: AIPM Investment Programme – reprofiling

Explanation of Reprofiling			
Service Area	Capital Project	Explanation for Reprofiling	Amount (£000)
AIPM	Vision Tameside	Project expenditure needs to be re-profiled due to the ongoing contract negotiations with the contractor.	127
AIPM	CCTV – Dukinfield Town Hall	The variation of £114k at outturn has arisen as a result of monies being held back due to works not yet completed. It is anticipated that this will be paid within the next financial year.	114
AIPM	Building Fabric Works	The outturn variance of £139k is due to overrunning and incomplete final works on a number of schemes.	139
AIPM	Mottram Showground	The progress on this scheme has been delayed. A provision needs to be maintained for future developments.	161

AIPM	Prep of Outline Planning Applications	This is ongoing work which is expected to complete by the end of summer 2016 following submission and agreement of planning permission.	116
------	---------------------------------------	---	-----

Development and Investment

- 3.6 The table below outlines the projected investment for Development and Investment. Explanations are also provided for the requested reprofiling.

Table 8: Detail of Development and Investment Capital Programme

Development and Investment Capital Programme Statement				
Capital Scheme	Revised 2015/16 Budget	Outturn	Outturn Variation	Reprofiling to be approved
Ashton old baths	2,702	2,657	(45)	45
Ashton town centre and civic square	2,477	2,025	(452)	452
disabled facilities grants	1,410	1,352	(58)	58
grant funding yet to be allocated	259	0	(259)	259
st Petersfield	75	(29)	(104)	104
gm broadband	54	56	2	0
Longlands mill	32	8	(24)	24
Hyde town centre	27	4	(23)	23
Ashton market hall incubator units	3	0	(3)	3
Godley hill development and access road	0	2	2	(2)
Total	7,039	6,076	(963)	965

Table 8b: Development and Investment Capital Investment Programme – reprofiling

Explanation of Reprofiling			
Service Area	Capital Project	Explanation for Reprofiling	Amount (£000)
Development and Investment	Ashton Town Centre and Civic Square	Anticipated spend on the new market stalls and paving materials has not yet been realised. This delay in spend is due to the AMS Project team re-sequencing the Programme to ensure the Market continues to function effectively during the works. Spend on the market stalls and paving materials is anticipated to be defrayed in the first quarter of the new financial year.	452
Development and Investment	St Petersfield	Underspend in year due to a VAT credit received in 2015/16 relating to 2014/15 expenditure.	104

Digital Tameside

- 3.7 The table below outlines the projected investment for Digital Tameside. An explanation for requested reprofiling is also provided.

Table 9: Detail of Digital Tameside Capital Investment Programme

Digital Tameside Capital Programme Statement				
Capital Scheme	Revised 2015/16 Budget	Outturn	Outturn Variation	Reprofiling to be approved
ICT - enablement project	1,455	730	(725)	725
working differently - it hardware & software	550	408	(142)	142
my home finance	100	100	0	0
disaster recovery site	45	0	(45)	45
town centre wifi	0	14	14	(14)
Total	2,150	1,252	(898)	898

Table 9b: Digital Tameside Capital Investment Programme – reprofiling

Explanation of Reprofiling			
Service Area	Capital Project	Explanation for Reprofiling	Amount (£000)
Digital Tameside	ICT Enablement Project	The variation of £725k at outturn has arisen as a result of project works which have commenced in 2015/16 but will run in line with the overall Vision Tameside project until 2018/19. Due to the nature of the project implementation is often phased over a number of months and as a result the costs incurred will cross multiple financial years, resulting in the rephasing of the budget. The works scheduled to be undertaken will continue to support the Vision Tameside project.	725
Digital Tameside	Working Differently	The variation of £142k at outturn has arisen as a result of the information@work and related document management rationalisation projects that are now scheduled for 2016/17. As a result the budget has been rephased to allow for spending in 2016/17.	142

Engineering Services

- 3.8 The table below outlines the projected investment for Engineering Services. Explanations are also included where reprofiling has been requested.

Table 10a: Detail of Engineering Services Capital Investment Programme

Engineers Capital Programme Statement				
Capital Scheme	Revised 2015/16 Budget	Outturn	Outturn Variation	Reprofiling to be approved
asda roundabout	1,118	1,035	(83)	0
Denton link road	750	616	(134)	134
challenge funding	750	301	(449)	449
led street lighting investment	530	392	(138)	138
cycle city ambition grant	511	519	8	0
bt roundabout	424	507	83	0
principal/nonprincipal roads - Ashton	410	354	(56)	56
principal/nonprincipal roads - Droylsden	241	216	(25)	25
Mossley road retaining wall continuation scheme	240	381	141	(141)
Richmond street bridge	219	219	0	0
principal/nonprincipal roads - Hyde	213	265	52	(52)
Shepley bridge	200	105	(95)	95
Wilson brook culvert	200	5	(195)	195
footway works	200	194	(6)	0
other minor schemes	2,918	2,368	(550)	615
Total	8,924	7,477	(1,447)	1,514

Table 10b: Detail of Engineering Services Capital Programme – reprofiling

Explanation of Reprofiling			
Service Area	Capital Project	Explanation for Reprofiling	Amount (£000)
Engineering	Denton Link road	Some utility diversion costs were not incurred by year end and will be continued into the next financial year.	134
Engineering	Challenge Funding	New procurement procedures delayed the return of tenders. Land ownership issues and negotiations have also contributed to the delays in spend. Schemes have had to be phased across financial years to avoid complications with the traffic management of other projects.	449

Engineering	LED Street Lighting Investment	Once the procurement process was finalised and the award made, it became apparent that the manufacture of the first batch of lanterns would take longer than first envisaged. The delivery of these lanterns delayed the installation programme and hence the underspend in year. The overall scheme is still on schedule to be completed by 2017/18 as originally planned.	138
Engineering	Mossley Road Retaining Wall Continuation	Tender price was higher than the estimated budget and actual works required further spend after investigation. The increased costs will be accommodated from within the overall structures budget.	(141)
Engineering	Wilson Brook Culvert	Scheme abandoned following subsequent confined space inspections revealing fair structural condition. Monies are being transferred to King Edward Rd Retaining Wall capital scheme.	195

Environmental Services

3.9 The table below outlines the projected investment for Environmental Services.

Table 11: Detail of Environmental Services Capital Investment Programme

Environmental Services Capital Programme Statement				
Capital Scheme	Revised 2015/16 Budget	Outturn	Outturn Variation	Reprofiling to be approved in this Quarter
allotment railings and infrastructure improvement	82	6	(76)	76
Rocher vale & Hulmes and hardy wood	80	51	(29)	29
childrens play	57	37	(20)	20
Dukinfield park improvements	42	2	(40)	40
guide lane former landfill site	40	44	4	(4)
retrofit (basic measures)	32	30	(2)	2
Sunnybank park - landscaping	27	8	(19)	19
Stamford park infrastructure	23	3	(20)	20
silver springs walking scheme	20	23	3	0
other minor schemes	73	22	(51)	50
Total	476	225	(251)	253

Transport

3.10 The table below outlines the projected investment for Transport.

Table 12: Detail of Transport Capital Investment Programme

Transport Capital Programme Statement				
Capital Scheme	Revised 2015/16 Budget	Outturn	Outturn Variation	Reprofiling to be approved
FLEET REPLACEMENT PROGRAMME	1,140	1,139	(1)	
PROCUREMENT OF 58 FLEET VEHICLES	66	67	1	
Total	1,206	1,206	0	0

4. COMPULSORY PURCHASE ORDERS, INDEMNITIES AND POTENTIAL LIABILITIES

Redmond Close

- 4.1 The Council have purchased and demolished property numbers 2 – 18 (evens). The original plan was for Property number 22 to remain in situ with a remedial solution to be installed, as the occupants refused to move. Property number 20 is adjoining number 22 and is to be demolished. The Council went through 2 unsuccessful tendering processes for the remedial works in an attempt to deliver the engineering solution inside an acceptable financial envelope. This has not been possible and a further report will be required to enable consideration of this matter by elected members.

Wellington Works

- 4.2 This is a complex compulsory purchase compensation matter, which involved lengthy litigation between the Council and the claimant. Consequently, costs of the most recent proceedings are outstanding as an amount has yet to be agreed.

Denton Link Road

- 4.3 The Council entered into a CPO Indemnity and Development Agreement with the owners of the site in 2008 (subsequently amended in 2011). Through the agreement, the Council is indemnified by the developer against the CPO costs and the costs of the related consents needed to facilitate and complete the development.
- 4.4 Following the confirmation of the CPO by the Secretary of State and non-receipt of blight notices to date, and changes to the overall project, the developer has requested a variation to the Development and a CPO Indemnity agreement to better reflect the current situation and enable the Council to assume responsibility for the delivery of the link road.
- 4.5 A General Vesting Declaration (GVD) has been executed for land required within the CPO. The Council is currently in the process of registering its legal title to the land with HM Land Registry
- 4.6 The Council has recently completed a variation to the CPO Indemnity and Development Agreement to enable the delivery of the link road. Land Transfer Agreements with the developer and other third parties are also being progressed.

Hattersley CPO

- 4.7 The Council is supporting the proposal for the development of the final phase of the new district centre for Hattersley. Outline planning consent was secured in February 2015 for a major retail development on land at the junction of Stockport Road and Ashworth Lane. The 75,000 square feet development will include new retail, food store and leisure units to enhance retail choice and amenities for local residents and thereby improving the long-term vitality and viability of Hattersley as a place to live.

- 4.8 The Council approved the making of a compulsory purchase order in respect of one outstanding property in June 2015 and is currently working with its partners, Peak Valley Housing Association and the Homes and Communities Agency, to secure the appointment of a developer partner. Peak Valley Housing Association will fully indemnify the Council's CPO costs through a CPO Indemnity Agreement.

5. CHANGES TO THE APPROVED 3 YEAR CAPITAL PROGRAMME

- 5.1 Since it was approved in February 2016, there has been an increase in the programme totalling £3.620m over the period 2015/16 – 2017/18. Full details are listed in **Appendix 1**.

6. CAPITAL RECEIPTS

- 6.1 With the exception of capital receipts earmarked as specific scheme funding, all other capital receipts are retained in the Capital Receipts Reserve and utilised as funding for the Council's corporately funded capital expenditure, together with any other available resources identified in the medium term financial strategy.
- 6.2 £11.3m of BSF Capital Receipts are to be repaid corporately, to repay temporary corporate funding of the Schools Capital Programme.
- 6.3 Receipts of £7.913m were generated from the disposal of Council assets in 2015/16

7. REVISED CAPITAL PROGRAMME

- 7.1 The revised capital programme is shown at **Appendix 3**, and includes requirements for reprofiling and other required changes.

APPENDIX 1

Changes to the Capital Programme

SERVICE	SCHEME	SOURCE OF FUNDING	BUDGET CHANGES 2015/16 £000	BUDGET CHANGES 2016/17 £000	BUDGET CHANGES 2017/18 £000	TOTAL £000
Amended Capital Programme 2015/16 Q3			57,099	53,318	51,412	161,829
A) Increases to the Programme						
Transport	Refuse Collection Fleet	Corporate		3,060		3,060
AIPM	Vision Tameside	Corporate	250			250
Engineering	Richmond Street Bridge	Grant	159			159
Cultural Services	Hyde United Fc	Receipts/Corporate	75	60		135
AIPM	Building Fabric Works	Corporate	135			135
Engineering	Principal/Non-principal Roads - Droylsden	Grant	131			131
Engineering	Principal/Non-principal Roads - Denton	Grant	103			103
Education	Ashton Targeted Basic Need New School	Grant	74			74
Education	Flowery Field FF&E For New School Project	RCCO	59			59
Education	Astley BSF Remodelling Works	Grant	40			40
Education	Wild bank Lighting And Power	Grant	32			32
Education	Milton Saint John Primary - Emergency Works	Grant	23			23
Education	Fairfield Car Park	Grant	19			19
Operations	Pocket Parks	Grant/RCCO	18			18
Education	BSF ICT Capital	Grant	16			16
Education	Gorse Hall Power And Fire Alarm	Grant	14			14
Education	Broadbottom Drainage Works	Grant	14			14
Education	Broadbottom Kitchen Extension (UIFSM 2)	Grant	11			11
Education	Gorse Hall Windows	Grant	10			10
Education	Universal Infant Free School Meals	Grant	7			7
Education	Broadoak Parking Improvements	RCCO	6			6
Education	St Anne's Denton Kitchen Extension (UIFSM 2)	Grant	6			6

Education	Samuel Laycock It Infrastructure	RCCO	1			1
			1,203	3,120	0	4,322
B) Reductions in Programme						
AIPM	Document Scanning	Corporate	(250)			(250)
Engineering	Principal/Non-principal Roads - Audenshaw	Grant	(203)			(203)
Engineering	Highways Maintenance Funding	Grant		(159)		(159)
Education	Milton St John - Lighting, Power, Alarm	Grant	(35)			(35)
Engineering	Principal/Non-principal Roads - Dukinfield	Grant	(33)			(33)
Education	St James Ashton Replacement Heating	Grant	(15)			(15)
Education	West End Primary Ashton Asbestos Removal	Grant	(7)			(7)
			(543)	(159)	0	(702)
C) Funding Transfers in Programme						
AIPM	Vision Tameside	Corporate	(4,003)	4,003		0
Transport	Procurement Of 58 Fleet Vehicles	Corporate	(2,442)	2,442		0
Digital Tameside	ICT - Enablement Project	Corporate	(642)	642		0
Education	Replacement Of Boyds Walk	Corporate	(600)	600		0
Education	Hyde Targeted Basic Need New School	Grant	(507)	507		0
Digital Tameside	Working Differently - It Hardware & Software	Corporate	(269)	269		0
Adult Services	Mental Health Project - Improving Service Access	Grant	(260)	260		0
Adult Services	IT Infrastructure	Grant	(237)	237		0
Adult Services	Transforming Adult Social Care	Grant	(169)	169		0
Sustainable Growth	St Petersfield	Corporate	(125)	125		0
Communities	Supporting Customer Experience And Contact	Corporate	(121)	121		0
Education	Hollingworth Kitchen & Dining Refurbishment	Grant	(118)	118		0
Engineering	Huddersfield Road Retaining Wall	Grant	(113)	113		0
Sustainable Growth	Godley Hill Development And Access Road	Corporate	(112)	112		0
Education	Stamford Demolition	Receipts	(92)	92		0
Education	Ashton Targeted Basic Need New School	Grant	(76)	76		0
Education	Seed Challenge: St James' Ce - Remodel Main	Grant	(73)	73		0

	Entrance, Toilets And Admin				
Education	Seed Challenge: St Anne's Denton - New Entrance Foyer, Reception And Secure Lobby	Grant	(49)	49	0
Education	Littlemooss Demolition	Receipts	(41)	41	0
Education	Micklehurst Fire Alarm Survey & Works	Grant	(40)	40	0
Education	BSF Droylsden Academy	Receipts	(33)	33	0
Education	SEN Review	Grant	(26)	26	0
Adult Services	Autism Innovation	Grant	(19)	19	0
Education	Greswell Primary Drainage	Grant	(17)	17	0
Education	Dane Bank Primary Seed Challenge	Grant	(13)	13	0
Education	The Heys Floor Replacement	Grant	(12)	12	0
Education	Heys Retaining Wall	Grant	(7)	7	0
Education	Samuel Laycock Targeted Basic Need Extension	Grant	(5)	5	0
AIPM	Reprofiling		(900)	900	0
Community Services	Reprofiling		(90)	90	0
Development & Investment	Reprofiling		(965)	965	0
Digital Tameside	Reprofiling		(899)	899	0
Education	Reprofiling		(1,844)	1,844	0
Engineering	Reprofiling		(1,514)	1,514	0
Environmental	Reprofiling		(253)	253	0
Public Health	Reprofiling		(69)	69	0
					0
					0
					0
			(16,755)	16,755	0
					0
Net Changes to Programme			(16,095)	19,716	0
Capital Programme 2015/16 Outturn			41,004	73,034	51,412
					165,450

Notes:

RCCO stands for "Revenue Contribution to Capital Outlay" and describes where capital investment is funded from revenue sources.

AIPM stands for Asset Investment Partnership Management.

APPENDIX 2

Capital Financing Statement

	Annual Budget £000	Actual Expenditure £000	Borrowing £000	Grants & Other Contributions £000	Capital Receipts £000	RCCO & Reserves £000	Total £000
<u>PEOPLE</u>							
Adults	0	0	0	0	0	0	0
Children's	16,550	14,662	25	14,161	1	246	14,662
Community Services	251	160	160	0	0	0	160
Public Health	1,034	965	840	0	125	0	965
<u>PLACES</u>							
AIPM	9,107	8,044	1,658	0	6,387	0	8,044
Development & Investment	7,039	6,076	3,082	2,937	54	2	6,076
Digital Tameside	2,150	1,252	100	0	1,152	0	1,252
Engineering Services	8,924	7,477	1,084	5,575	0	819	7,477
Environmental Health	72	74	44	30	0	0	74
Operations	404	151	32	93	0	26	151
Transport	1,206	1,205	489	0	0	716	1,205
Subtotal	46,737	40,067	7,742	22,797	7,719	1,809	40,067

APPENDIX 3

Capital Programme (after reprofing)

	ESTIMATE 2015/16 £000	ESTIMATE 2016/17 £000	ESTIMATE 2017/18 £000	TOTAL £000
CAPITAL PROGRAMME 2015/16 - 2017/18				
Adult And Health Services				
Mental Health Project - Improving Service Access	0	260	0	260
It Infrastructure	0	237	0	237
Transforming Adult Social Care	0	169	0	169
Autism Innovation	0	19	0	19
BCF Adults Capital Grant	0	650	0	650
Adult And Health Services Total	0	1,335	0	1,335
AIPM				
Dukinfield Crematoria Clock Tower	0	98	0	98
Energy Consumption Pilot Scheme Dukinfield Town Hall	64	46	0	110
Knowle Avenue Depot / JW Lees Social Club Site	0	5	0	5
Mottram Showground (OPF)	4	161	0	165
Opportunity Purchase Fund (Individual Approval Required)	573	500	500	1,573
Stalybridge Civic Hall Roof Repairs	9	1	0	10
TAC CCTV Upgrade	0	25	0	25
Tac Fire Alarm Upgrade	0	20	0	20
Wellington Works	131	0	0	131
Vision Tameside	4,364	20,773	17,293	42,430
Decant Costs	1,350	0	0	1,350
Hyde Town Hall Lift	0	4	0	4
Development Of Former Stamford High School Site	0	50	0	50
Building Fabric Works	661	139	0	800
Prep Of Outline Planning Applications / Review Of Playing Field Provision	14	116	0	130
Public Realm	0	0	2,631	2,631
Document Scanning	92	158	0	250
Structural, Asbestos, Mechanical And Electrical Surveys To Inform Of Decant	112	0	0	112

And Condition Works				
CCTV Dukinfield Town Hall	736	114	0	850
VT - Programme Management Costs	96	0	0	96
Tame Street Emergency Generators	0	93	0	93
AIPM Total	8,206	22,303	20,424	50,933
Community Services				
Implementing The New Library Offer	63	166	0	229
Safe And Secure Project (Alleygating And Burglary Reduction)	98	38	0	136
Street Art In The Community	0	8	0	8
Supporting Customer Experience And Contact	0	179	0	179
Libraries In The 21St Century	0	573	0	573
Community Services Total	161	964	0	1,125
Education				
Basic Need - Funding Stream	0	3,895	6,543	10,438
Bradley Green - Roof Repairs	230	0	0	230
Bradley Green Primary - Funding Stream	0	30	0	30
BSF Droylsden Academy	0	33	0	33
Building Schools For The Future Reserve - Funding Stream	0	683	0	683
Devolved Schools Capital	487	0	0	487
Lyndhurst Primary School	1	3	0	4
Primary Capital Programme - Russell Scott	20	256	0	276
Ravensfield Primary School	0	11	0	11
Seed Challenge: St Anne's	0	49	0	49
Seed Challenge: St James' CE	4	73	0	77
Short Breaks Capital Grant - Funding Stream	0	88	0	88
Specific Capital Reserve	0	403	0	403
Two Year Old Entitlement Grant - Funding Stream	17	264	0	281
Work At Two Trees Due To Occupation By Russell Scott	61	0	0	61
Flowery Field FF&E For New School Project	97	0	0	97
Wildbank Electrical Works	22	0	0	22
Bradley Green Chimney Repairs	0	7	0	7

Heys Retaining Wall	0	7	0	7
Holden Clough FF&E For New School Project	126	15	0	141
Alder Buy Out Fitness Centre	0	1,000	0	1,000
Littlemoss Demolition	0	41	0	41
Astley BSF Remodelling Works	40	0	0	40
Samuel Laycock Targeted Basic Need Extension	942	0	0	942
Ashton Targeted Basic Need New School	2,155	94	0	2,249
Hyde Targeted Basic Need New School	6,463	481	0	6,944
Sen Review	0	26	0	26
BSF ICT Capital	16	0	0	16
Stamford Demolition	0	92	0	92
Funding Stream - Education Improvements	0	50	0	50
Funding Stream - EM800130 - RCCO Reserve	0	7	0	7
Universal Infant Free School Meals	143	0	0	143
Greswell Primary Roof Heating & Asbestos Removal	329	34	0	363
Flowery Field Primary Seed Challenge	25	0	0	25
Stalyhill Junior Seed Challenge	15	0	0	15
Holden Clough Seed Challenge	0	13	0	13
Manor Green Primary Seed Challenge	15	0	0	15
Milton St John Primary Seed Challenge	0	13	0	13
St Paul's Primary Hyde Seed Challenge	13	11	0	24
St Peter's Primary S/B Seed Challenge	7	0	0	7
St Thomas More Secondary Seed Challenge	0	25	0	25
Greswell Primary Drainage	0	17	0	17
Micklehurst Fire Alarm Survey & Works	0	40	0	40
Poplar Street Primary Seed Challenge	7	0	0	7
Russell Scott Primary Seed Challenge	0	25	0	25
Dane Bank Primary Seed Challenge	0	13	0	13
St Marys Droylsden Primary Seed Challenge	25	0	0	25
Aldwyn Primary Additional Accommodation	122	1,755	0	1,877
Broadoak Primary Seed Challenge	0	25	0	25
Ryecroft Hall Early Years - KS2 Remodelling	65	0	0	65

Discovery Academy - Remodelling/Furniture	0	115	0	115
Broadoak Remodelling Of ICT Room	40	0	0	40
Hollingworth Kitchen & Dining Refurbishment (UIFSM 2)	0	118	0	118
St Anne's Denton Kitchen Extension (UIFSM 2)	156	0	0	156
Broadbottom Kitchen Extension (UIFSM 2)	52	0	0	52
Broadoak Parking Improvements	86	0	0	86
ICT High Schools - Replacement ICT Servers	440	0	0	440
Yew Tree - Extension	469	0	0	469
Bradley Green, Corrie, Holden Clough - Access Improvement Works	15	0	0	15
Holden Clough - Remodelling	0	12	0	12
Audenshaw Primary - Emergency Work	170	0	0	170
Longdendale - Boiler House Chimney Removal	50	0	0	50
Holden Clough Additional Path	0	9	0	9
Milton St John Creation Of Bulge Class	0	40	0	40
Livingstone Remodelling/Extension	25	330	0	355
Samuel Laycock It Infrastructure Contribution	25	0	0	25
The Heys Floor Replacement	40	10	0	50
Gorse Hall Power And Fire Alarm	224	0	0	224
Wildbank Lighting And Power	212	0	0	212
Corrie Primary Heating	90	0	0	90
St James Ashton Replacement Heating	137	0	0	137
Milton St John Lighting, Power And Alarm Replacement	315	0	0	315
Fairfield Car Park Repairs	0	37	0	37
Gorse Hall Windows	26	0	0	26
BSF High School Telephone Lines	14	0	0	14
Flowery Field Additional Furniture For New Building	16	0	0	16
Linden Road Children's Centre - Refurbishment And Electrical	0	17	0	17
Milton St John Primary - Temporary Emergency Works	23	16	0	39
Inspire Academy - Pre-Opening Costs	71	44	0	115
Broadoak Primary School - FF&E For New Building	76	31	0	107
Mottram Primary - Production Kitchen (UIFSM2)	90	0	0	90
St James' Hattersley - Production Kitchen (Uifsm2)	103	3	0	106

St James' Hattersley - Additional Classroom	0	220	0	220
Disabled Access Works At Hurst Knoll, Stalyhill Infants & Bradley Green	32	8	0	40
St Damian's Classroom Alterations	0	250	0	250
Replacement Of Boyd's Walk	254	658	0	912
Broadbottom Drainage Works 2015	8	6	0	14
Education Total	14,705	11,503	6,543	32,751
Engineering Services				
A635 Manchester Rd / B6390 Audenshaw Rd	21	0	0	21
A670 Mossley Road(West) – Retaining Wall, Mossley	56	0	0	56
Alphagate Drive, Denton – Footway Lighting	10	0	0	10
Asda Roundabout	1,118	0	0	1,118
Ashton Northern Bypass - Stage 2	29	279	0	308
Asset Management Plan	100	0	0	100
Borough Wide Minor Works	14	0	0	14
Bridgeguard 3 Mitigation Measures	15	0	0	15
BT Roundabout	424	0	0	424
Bus Lane Enforcement	9	0	0	9
Carriageway Structural Maintenance	30	18	0	48
Congestion Performance Fund (Tranche 4)	24	3	0	27
Cycling	33	0	0	33
Lees Road / Queens Road, Ashton (Hurst Cross Junction)	14	0	0	14
Living Streets	3	8	0	11
Lord Sheldon Way, Ashton (Ikea Roundabout)	24	0	0	24
Peak Forest Canal Access Improvements	163	0	0	163
Pedestrian Crossing Improvements	10	0	0	10
Principal / General Bridge Inspections	50	0	0	50
Road Marking & Warning Sign Improvement Programme	17	0	0	17
Stockport Rd, Ashton – Puffin Crossing & 20Mph Zone Amendments	79	0	0	79
Strategic Highway Drainage Works	40	0	0	40
Strategic Route TROs	3	0	0	3
Strategic Surface Improvements	50	0	0	50
Street Lighting Scheme Continuation	185	0	0	185

Cycle City Ambition Grant	511	0	0	511
Whiteacre Road /Curzon Road Junction Improvements	149	0	0	149
Pinch Point Schemes	24	150	0	174
Shepley Bridge	200	0	0	200
Mossley Road Retaining Wall Continuation Scheme	240	0	0	240
Manchester Road Canal Bridge	130	0	0	130
Strategic HRA	50	0	0	50
Lower Bennett Street	0	16	0	16
Junction Improvements On/Off At J23 M60	20	359	0	379
Ashton Town Centre Access Improvements	15	181	0	196
Muse Developments	0	15	0	15
Led Street Lighting Investment	392	4,608	0	5,000
Highways Maintenance Funding	0	2,346	2,064	4,410
Hattersley Station Road	41	106	0	147
Clarendon Road Car Park, Hyde	1	62	0	63
The Longdendale Integrated Transport Strategy	0	480	0	480
The Longdendale Integrated Transport Strategy (Notional Element)	0	0	7,809	7,809
Pothole Funding	0	1,000	0	1,000
Public Rights Of Way	40	0	0	40
Principal/Non-principal Roads - Ashton	384	0	0	384
Principal/Non-principal Roads - Denton	142	0	0	142
Principal/Non-principal Roads - Dukinfield	110	0	0	110
Principal/Non-principal Roads - Audenshaw	39	0	0	39
Principal/Non-principal Roads - Droylsden	241	0	0	241
Principal/Non-principal Roads - Hyde	213	0	0	213
Principal/Non-principal Roads - Longdendale	12	0	0	12
Principal/Non-principal Roads - Mossley	38	0	0	38
Principal/Non-principal Roads - Stalybridge	99	0	0	99
Ashton-Stalybridge Cycle Route	60	400	0	460
Denton Link Road	616	1,293	0	1,909
CCAG School Partnership	157	31	0	188
Richmond Street Bridge	219	0	0	219

Huddersfield Road Retaining Wall	10	113	0	123
Walkerfold Culvert	75	0	0	75
Wilson Brook Culvert	200	0	0	200
Town Centre E70/Block Paving	30	0	0	30
Network Performance/Resilience	130	0	0	130
Challenge Funding	301	2,199	500	3,000
Engineering Services Total	7,410	13,667	10,373	31,450
Environmental Services				
Allotment Railings And Infrastructure Improvement	6	76	0	82
Carbon Reduction - Invest To Save Schemes Approval Required	0	311	0	311
Children's Play	37	20	0	57
Dukinfield Park Improvements	2	40	0	42
Green Space Improvements - Dukinfield	0	11	0	11
Green Space Improvements - Hyde	0	16	0	16
Guide Lane Former Landfill Site	44	465	0	509
Oak Park Improvements, Stalybridge	2	0	0	2
Retrofit (Basic Measures)	30	329	0	359
Stamford Park Infrastructure	3	20	0	23
Memorial Gardens Audenshaw	7	2	0	9
Scott Road Memorial Gardens, Droylsden	0	2	0	2
Sunnybank Park - Landscaping	8	19	0	27
Silver Springs Walking Scheme	20	0	0	20
Highway Replacement Tree Planting Access Works	6	9	0	15
Pocket Parks	7	11	0	18
Rocher Vale & Hulmes And Hardy Wood	51	29	0	80
Environmental Services Total	223	1,360	0	1,583
Transport				
Fleet Replacement Programme	1,140	0	0	1,140
Procurement Of 58 Fleet Vehicles	66	2,442	0	2,508
Refuse Collection Fleet	0	3,060	0	3,060
Transport Total	1,206	5,502	0	6,708

Digital Tameside

Working Differently - ICT Hardware & Software	408	411	0	819
My Home Finance	100	0	0	100
ICT - Enablement Project	730	1,367	0	2,097
Disaster Recovery Site	0	45	0	45
Digital By Design	0	124	17	142
Town Centre Wi-Fi	14	121	0	135
Digital Tameside Total	1,252	2,068	17	3,338

Resources

Estimated Future Borrowing Approvals / Receipts	0	3,433	4,262	7,695
Repayment Of Prud Borrowing	804	607	721	2,132

Resources Total

804	4,040	4,983	9,827
------------	--------------	--------------	--------------

Development And Investment

Ashton Market Hall Incubator Units	0	3	0	3
Ashton Town Centre And Civic Square	2,025	3,052	0	5,077
Disabled Facilities Grants	1,352	1,216	0	2,568
Godley Hill Development And Access Road	2	110	0	112
Grant Funding Yet To Be Allocated	0	259	0	259
Hyde Town Centre	4	23	0	27
St Petersfield	0	229	0	229
Gm Broadband	25	0	0	25
Ashton Old Baths	2,657	45	0	2,702
Longlands Mill	8	24	0	32

Development And Investment Total

6,073	4,961	0	11,034
--------------	--------------	----------	---------------

Public Health

Copley Leisure Centre Boiler Replacement	105	45	0	150
Droylsden Youth Centre	24	24	0	48
Active Playzone	711	0	0	711
Active Tameside Wellness Centre & Wider Investment	0	4,848	9,072	13,920
Hyde United FC	125	415	0	540
Public Health Total	965	5,332	9,072	15,369

Total	41,004	73,034	51,412	165,450
--------------	---------------	---------------	---------------	----------------